

# Quarterly Production

June 30, 2023

Excludes PPP Information

Unaudited

## Quarterly Activity: April 1 - June 30, 2023

|                  |                   |                         |                |                       |                        |
|------------------|-------------------|-------------------------|----------------|-----------------------|------------------------|
| Loans Closed (#) | Loans Closed (\$) | Jobs Retained & Created | Coaching Hours | Loans in Pipeline (#) | Loans in Pipeline (\$) |
| 0                | -                 | -                       | -              | 0                     | -                      |

Loans Closed Table (Brighton)

| Borrower Name | Loan Type | Total Loan Amount |
|---------------|-----------|-------------------|
|---------------|-----------|-------------------|

# Portfolio Outstanding

June 30, 2023

Excludes PPP Information

Unaudited

## Program Funding (includes COVID Relief Loan Funds)

|                                       |                                |                                    |
|---------------------------------------|--------------------------------|------------------------------------|
| <b>City of Brighton</b><br>\$ 425,000 | <b>CEF Match</b><br>\$ 425,000 | <b>Total Funding</b><br>\$ 850,000 |
|---------------------------------------|--------------------------------|------------------------------------|

**Funds Available to Lend\*: \$528,692**

\*Negative funds available to lend indicate the loan program has an outstanding loan balance greater than the funds provided by Grantor plus those matched by CEF. CEF has financed these loans using other funding sources.

## Outstanding Portfolio as of June 30, 2023

|                                 |                               |  |                               |                                |
|---------------------------------|-------------------------------|--|-------------------------------|--------------------------------|
| <b>Active Loans (#)</b><br>16   |                               | <b>Outstanding Balance (\$)</b><br>\$321,308 |                               |                                |
| <b>Current</b><br>16            | <b>30+ Days Past Due</b><br>0 | <b>60+ Days Past Due</b><br>0                | <b>90+ Days Past Due</b><br>0 | <b>120+ Days Past Due</b><br>0 |
| <b>\$321,308</b>                | -                             | -  | -                             | -                              |
| <b>Charge-Offs QTD (#)</b><br>0 |                               | <b>Charge-Offs QTD (\$)</b><br>-             |                               |                                |

## Who are we helping in the community?



Start-Up



Veteran Owned



Minority Owned



Women Owned



Low Income



Healthy Food Access

|                                  |                                  |                                   |                                   |                                  |                           |
|----------------------------------|----------------------------------|-----------------------------------|-----------------------------------|----------------------------------|---------------------------|
| <b>Active Loans</b><br>1         | <b>Active Loans</b><br>2         | <b>Active Loans</b><br>5          | <b>Active Loans</b><br>6          | <b>Active Loans</b><br>5         | <b>Active Loans</b><br>0  |
| <b>Loan Balance*</b><br>\$14,410 | <b>Loan Balance*</b><br>\$28,577 | <b>Loan Balance*</b><br>\$175,847 | <b>Loan Balance*</b><br>\$177,777 | <b>Loan Balance*</b><br>\$70,426 | <b>Loan Balance*</b><br>- |

\*Loan Balance of active loans as of the reporting date.

# Program Activity

June 30, 2023

Excludes PPP Information

Unaudited

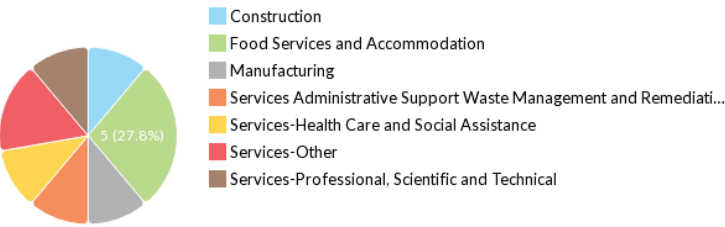
## Program Activity Since Inception (April 2020)

|  |  |   |
|--|--|---|
| <b>Loans Closed (#)</b><br><br><span style="font-size: 24pt; font-weight: bold;">23</span> | <b>Loans Closed (\$)</b><br><br><span style="font-size: 24pt; font-weight: bold;">\$609,100</span> | <b>Avg Loan Amount</b><br><br><span style="font-size: 24pt; font-weight: bold;">\$26,483</span> |
|--|--|---|

Loans Closed by Month (Brighton)



Top 5 Loans by Sector



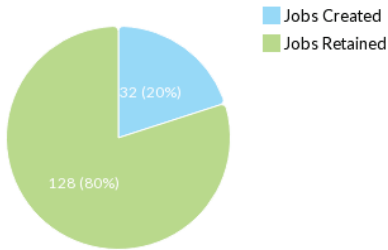
Top 5 Loans by Purpose



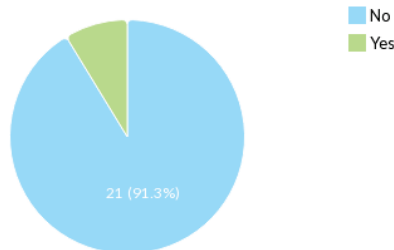
|  |
|--|
| <b>Total Jobs Retained &amp; Created</b><br><span style="font-size: 24pt; font-weight: bold;">160</span> |
|--|

|  |
|--|
| <b>Coaching Hours</b><br><span style="font-size: 24pt; font-weight: bold;">28</span> |
|--|

Jobs Retained & Created



Start-Ups



Top 5 Areas CEF Helps Businesses (Brighton Pool)

